



World Make/Manufacturer Identifier (WMI)

Table 4: World Make/Manufacturer Identifier tables

US	Canada	Mexico	Other	Make	Comments
Passenger Car					
1G1	2G1	3G1	KL8, 6G3	Chevrolet	GM Korea Company KL8, Holden 6G3
1G4	2G4	---	---	Buick	
1G6	2G6	---	---	Cadillac	
5G8	---	---	---	Holden	
1G0	---	---	---	Opel	
Light Duty Truck (LDT)					
1GC	---	3GC	---	Chevrolet	
1GT	---	3GT	---	GMC	
---	---	---	---	Cadillac	
Multi Passenger Vehicle (MPV)					
5GA	---	---	KL4	Buick	
1GY	---	3GY	---	Cadillac	
1GN	2GN	3GN	KL7	Chevrolet	
1GK	2GK	---	---	GMC	
Incomplete Vehicles					
1GB	---	3GB	---	Chevrolet	
1GD	---	3GD	---	GMC	
---	2GE	---	---	Cadillac	
Bus					
1GA	---	---	---	Chevrolet	
1GJ	---	---	---	GMC	

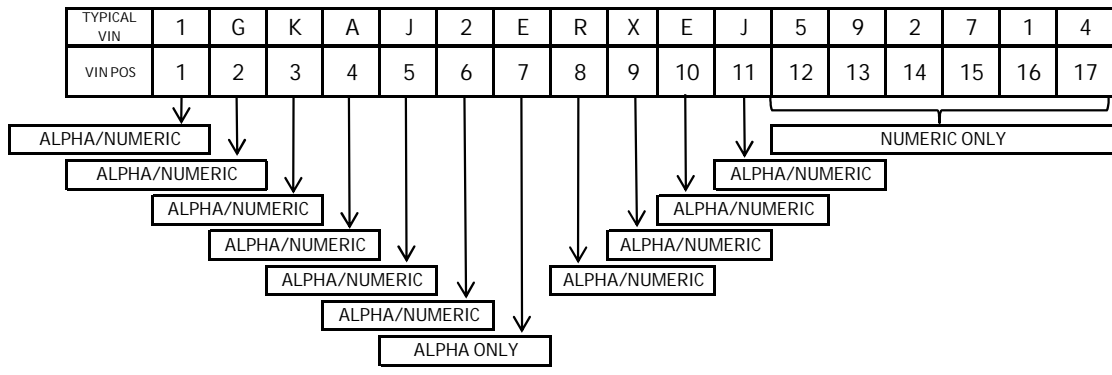
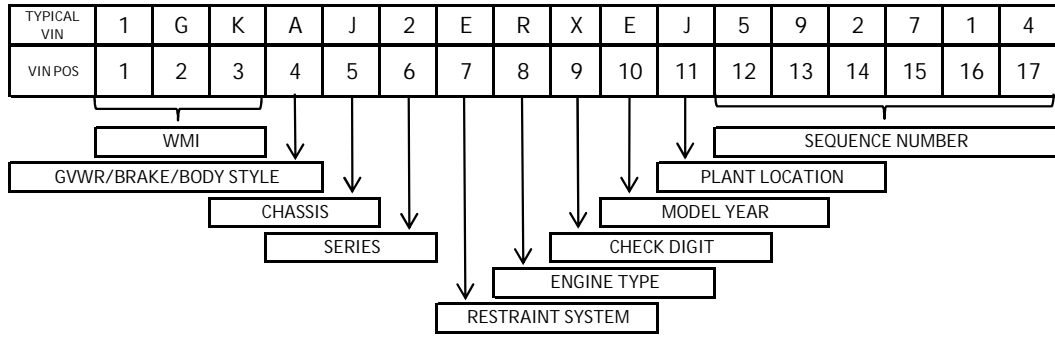
Restraint System - All Vehicles

Table 5: Restraint System Chart

Code	Restraint System Description
A:	Active Manual Belts, Airbag Delete
B:	Active Manual Belts, Airbag-Driver only - Front
C:	Active Manual Belts, Airbag-Driver & Passenger-Front (1st row)
D:	Active Manual Belts, Airbags-Driver & Passenger-Front (1st row), & Front Seat Side (1st row)
E:	Active Manual Belts, Airbags-Driver & Passenger-Front (1st row), Front Seat Side (1st row), Roof Side (all seating rows)
F:	Active Manual Belts, Airbag - Driver & Passenger - Front (1st row) and Roof Side (All seating rows for vehicles with 3 or fewer seating rows; 1st, 2nd and 3rd row for vehicles with 4 or more seating rows)
G:	Active Manual Belts, Airbags - Driver & Passenger - Front (1st row), Front Seat Side (1st row) and Rear Seat Side (2nd row), Roof Side (all seating rows)
H:	Active Manual Belts, Airbag - Driver only - Front, Roof Side (All seating rows for vehicles with 3 or fewer seating rows; 1st, 2nd and 3rd row for vehicles with 4 or more seating rows)
J	Active Manual Belts, Airbag - Driver & Passenger - Front (1st row), Front Seat Side (1st row) and Rear Seat Side (2nd row)
K	Active Manual Belts, Airbag - Driver & Passenger - Front (1st row) , Front Seat Side (1st Row), Front Inboard Seat Side (1st row), Roof Side (all seating rows)
M:	Active Manual Belts, Airbag-Driver & Passenger Knee-Front (1st row)
N:	Active Manual Belts, Airbags-Driver & Passenger-Front (1st row), & Front Seat Side (1st row), Driver & Passenger Knee (1st row)
P:	Active Manual Belts, Airbag - Driver & Passenger - Front (1st row) and Roof Side (All seating rows for vehicles with 3 or fewer seating rows; 1st, 2nd and 3rd row for vehicles with 4 or more seating rows), Driver & Passenger Knee (1st row)
R:	Active Manual Belts, Airbags-Driver & Passenger-Front (1st row), Front Seat Side (1st row), Roof Side (all seating rows), Driver & Passenger knee (1st row)
S:	Active Manual Belts, Airbags - Driver & Passenger Front (1st row), Front Seat Side (1st row) & Rear Seat Side (2nd row), Roof Side (all seating rows), Driver & Passenger knee (1st row)
T:	Active Manual Belts, Airbag - Driver & Passenger Front (1st row), Seat Side (1st row), Front Row Roof Side (1st row)
U:	Active Manual Belts, Airbags-Driver & Passenger - Front (1st row), Front Seat Side (1st row), Front Roof Side (1st row), Driver & Passenger knee (1st row)



# Light Duty Trucks, MPV & Incomplete Vehicle Identification Numbering System





Gross Vehicle Weight Rating (GVWR)/Brake System/Body Style

Table 11: GVWR/Brake System/Body Style Chart

GVW (Lbs)	Brake System	Body Style							
		26	05/06	03	43	53	69	75	76
Class A: 0-3,000	Hydraulic								
Class B: 3,001-4,000	Hydraulic								B
Class C: 4,001-5,000	Hydraulic	A						7	C
Class D: 5,001-6,000	Hydraulic	F							
Class E: 6,001-7,000	Hydraulic	K	L	N	P	R	X		
Class F: 7,001-8,000	Hydraulic		S		U	V			
Class G: 8,001-9,000	Hydraulic		W	Y					
Class H: 9,001-10,000	Hydraulic		Z	0	1	2			
Class 3: 10,001-14,000	Hydraulic			3	4	5			
Class 4: 14,001-16,000	Hydraulic			6					
Class 5: 16,001-19,500	Hydraulic								
Class 6: 19,501-26,000	Hydraulic								



## Light Duty Truck and MPV Body Style Description Table

Table 12: Body Style Description Table

Body Style Code	Description
03	Commercial Special and RV Cutaway, Two (2) Door Cab pick-up, Motor Home Chassis
05	Cargo Van
06	Four (4) Door Cab/Utility
26	Four (4) Door Cab/Utility
43	Four (4) Door Crew Cab/Utility
53	Extended Cab
69	Sedan, 4 - Door, 4 Window, Notchback
75	Station Wagon, 4 door, high roof, monocab
76	Four (4) Door Utility



Light Duty Truck/MPV Engine Table

Table 13: Light Duty Truck/ MPV Engine Table

Code	RPO	Book Code(s)	Description
A:	L20	8	ENGINE FLEXIBLE FUEL, (GAS/ETHANOL), 8 CYL, 4.8L, SFI IRON
B:	LC8	8	ENGINE FLEXIBLE FUEL, (CNG/LPG), 8 CYL, V8, 6.0L, SFI
B:	LUV	J	ENGINE GAS, 4 CYL, L4, 1.4L, MFI, DOHC, TURBO HO, E85 MAX
C:	L83	6	ENGINE GAS, 8 CYL, 5.3L, SIDI VVT, AFM, E85 MAX, ALUM
D:	LLT	17	ENGINE GAS, 6 CYL, 3.6L, SIDI
D:	LFJ	J	ENGINE GAS, 4 CYL, 1.6L, MFI, E100 MAX
E:	2H0	J	ENGINE GAS, 4 CYL, 1.8L, MFI, 103KW, DOHC
F:	L94	1	ENGINE FLEXIBLE FUEL, (GAS/ALC), 8 CYL, 6.2L, SFI, ALUM CYL DEACTIVATION
G:	L96	8, 1	ENGINE FLEXIBLE FUEL, (GAS/ETHANOL), 8 CYL, 6.0L, SFI IRON
H:	LV3	6	ENGINE GAS, 6 CYL, 4.3L, SIDI, V6, VVT, OHV, E85 MAX, ALUM
J:	L86	6	ENGINE GAS, 8 CYL, 6.2L, SIDI VVT, AFM, E85 MAX, ALUM
K:	LEA	7L, P	ENGINE FLEXIBLE FUEL, (GAS/ALC), 4 CYL, 2.4L, SIDI, DOHC ALUM, HO
L:	LGH	8	ENGINE DIESEL, 8 CYL, 6.6L, DI, V8, TURBO, DURAMAX
M:	OPEN		OPEN
N:	OPEN		OPEN
P:	LV1	6	ENGINE GAS, 6 CYL, 4.3L, SIDI, V6, VVT, E85 MAX, IRON
R:	OPEN		OPEN
S:	OPEN		OPEN
T:	OPEN		OPEN
U:	OPEN		OPEN
V:	OPEN		RESERVED
W:	LFH	J	ENGINE GAS, 4 CYL, 1.8L, MFI, E100 MAX
X:	LU3	8	ENGINE GAS, 6 CYL, 4.3L, MFI, V6, 90 DEG
Y:	OPEN		OPEN
Z:	OPEN		OPEN
O:	LMG	1	ENGINE FLEXIBLE FUEL, (GAS/ALC), 8 CYL, 5.3L, SFI, V8, OHV, CYL DEACTIVATION, IRON
1:	OPEN		OPEN
2:	OPEN		OPEN
3:	LFX	N, 7L, OG	ENGINE GAS, 6 CYL, 3.6L, SIDI, DOHC, VVT, E85 MAX, ALUM
4:	LMF	8	ENGINE FLEXIBLE FUEL, (GAS/ALC), 8 CYL, 5.3L, SFI, V8 OHV, IRON
5:	LFW	7L, N	ENGINE GAS, 6 CYL, 3.0L, SIDI, DOHC, VVT, E85 MAX, ALUM
6:	OPEN		OPEN
7:	LC9	1	ENGINE FLEXIBLE FUEL, (GAS/ALC), 8 CYL, 5.3L SFI, ALUM CYL, DEACTIVATION
8:	LML	1	ENGINE DIESEL, 8 CYL, 6.6L, PTI, V8, TURBO, DURAMAX
8:	LUJ	J	ENGINE GAS, 4 CYL, L4, 1.4L, MFI, DOHC, TURBO HO, ALUM
9:	OPEN		OPEN

\*Engines listed as flexible fuel do not indicate the vehicle is equipped for flexible fuel



Light Duty Truck/MPV Plant Codes

Table 14: Light Duty Truck/MPV Plant Codes

When VIN position 1 is "1" or "5" (U.S.A.):

F:	Flint	MI	GMNA
J:	Lansing - Delta Township	MI	GMNA
R:	Arlington	TX	GMNA
Z:	Fort Wayne	IN	GMNA
Z:	Springhill	TN	GMNA
1:	Wentzville	MO	GMNA
X:	Non Production/Non-Saleable Build		GMNA

When VIN position 1 is "2" (Canada):

1:	Oshawa #2 (OST)	ON	GMNA
6:	CAMI	ON	GMNA
9:	Oshawa #1 (OSH)	ON	GMNA

When VIN position 1 is "3" (Mexico):

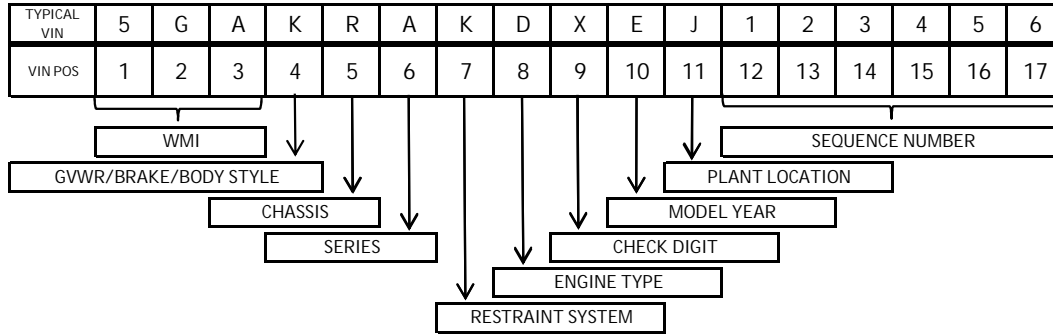
G:	Silao	MEX	GMNA
L:	San Luis Potosi	MEX	GMNA
S:	Ramos Arizpe	MEX	GMNA

When VIN position 1 is "K" (S. Korea):

B:	Bupyeong	S. Korea	GM Korea
K:	Kunsan	S. Korea	GM Korea



**Buick Enclave**



**1-3: WORLD MAKE/MANUFACTURER IDENTIFIER (WMI)**

1: Region of Build  
 5: United States

2: Manufacturer  
 G: General Motors

3: Vehicle Brand/Type  
 A: Buick MPV

**4: GVWR/BRAKE SYSTEM/BODY STYLE**

GVW (Lbs)/ Brake System	Body Style
Class E: 6,001-7,000 Hyd.	26 K

**5-6: CHASSIS/SERIES**

Book 17

R A: Buick Enclave Convenience Group (FWD)  
 R B: Buick Enclave Leather Group (FWD)  
 R C: Buick Enclave Premium Group (FWD)  
 R 7: Buick Enclave FWD (Export - Non US, Non Canada)  
 V A: Buick Enclave Convenience Group (AWD)  
 V B: Buick Enclave Leather Group (AWD)  
 V C: Buick Enclave Premium Group (AWD)  
 V 7: Buick Enclave AWD (Export - Non US, Non Canada)

**7: RESTRAINT SYSTEM**

K: AYQ - Active Manual Belts, Airbags - Driver & Passenger - Front (1st row), Front Seat Side (1st row), Front Inboard Seat Side (1st row), Roof Side (all seating rows)

**8: ENGINE TYPE**

D: LLT - ENGINE GAS, 6 CYL, 3.6L, SIDI

**9: CHECK DIGIT**

0-9, X - Calculated by POMS

**10: MODEL YEAR**

E: 2014

**11: PLANT LOCATION**

When VIN position 1 is "5" (USA):  
 J: Lansing - Delta Township

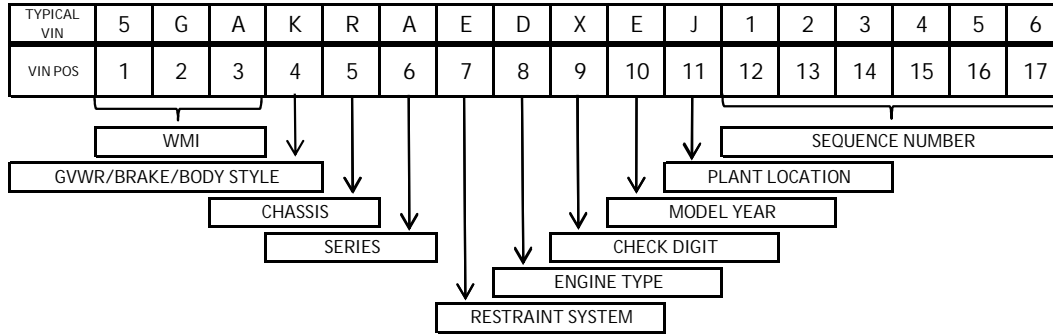
**12-17: SEQUENCE NUMBER**

Consecutive 6 digit number, number starting each new model year with 100001





**Buick Encore**



**1-3: WORLD MAKE/MANUFACTURER IDENTIFIER (WMI)**

1: Region of Build  
K: South Korea

2: Manufacturer  
L: GM Korea

3: Vehicle Brand/Type  
4: Buick MPV

**7: RESTRAINT SYSTEM**

E: AY0 - Active Manual Belts, Airbags - Driver & Passenger Front (1st row), Front Seat Side (1st row), Roof Side (All seating rows)

S: AYF - Active Manual Belts, Airbags - Driver & Passenger Front (1st row), Front Seat Side (1st row) & Rear Seat Side (2nd row), Roof Side (all seating rows), Driver & Passenger knee (1st row)

**4: GVWR/BRAKE SYSTEM/BODY STYLE**

GVW (Lbs)/ Brake System	Body Style
Class C: 4,001-5,000 Hyd.	76 C

**8: ENGINE TYPE**

B: LUV - ENGINE GAS, 4 CYL, L4, 1.4L, MFI, DOHC, TURBO HO, E85 MAX

8: LUJ - ENGINE GAS, 4 CYL, L4, 1.4L, MFI, DOHC, TURBO HO, ALUM

**5-6: CHASSIS/SERIES**

Book J

J A: Buick Encore FWD  
J B: Buick Encore Convenience Group FWD  
J C: Buick Encore Leather FWD  
J D: Buick Encore Premium Group FWD  
J E: Buick Encore AWD  
J F: Buick Encore Convenience Group AWD  
J G: Buick Encore Leather AWD  
J H: Buick Encore Premium Group AWD

**9: CHECK DIGIT**

0-9, X - Calculated by POMS

**10: MODEL YEAR**

E: 2014

**11: PLANT LOCATION**

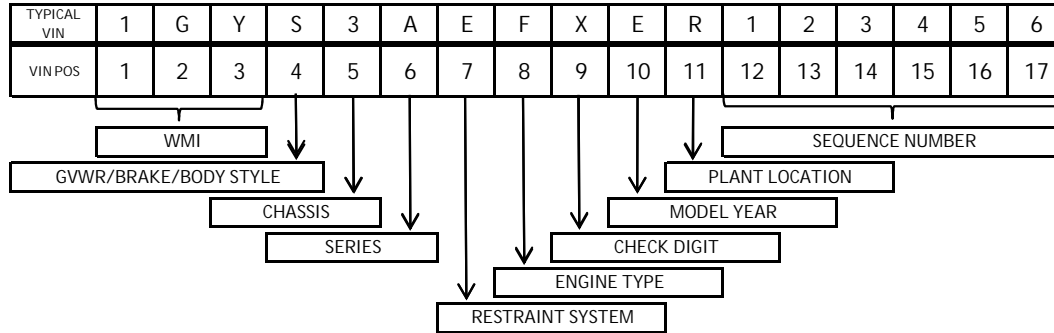
When VIN position 1 is "K" (S. Korea):  
B: Bupyeong

**12-17: SEQUENCE NUMBER**

Consecutive 6 digit number, number starting each new model year with 100001



### Cadillac Escalade



**1-3: WORLD MAKE/MANUFACTURER IDENTIFIER (WMI)**

1: Region of Build  
 1: United States

2: Manufacturer  
 G: General Motors

3: Vehicle Brand/Type  
 Y: Cadillac MPV

**4: GVWR/BRAKE SYSTEM/BODY STYLE**

GVW (Lbs)/ Brake System	Body Style
Class F: 7,001-8,000 Hyd.	05/06 S

- 5-6: CHASSIS/SERIES**
- Book 1
- 3 A: 4x2, Cadillac Escalade Base
  - 3 B: 4x2, Cadillac Escalade Luxury Collection
  - 3 C: 4x2, Cadillac Escalade Premium Collection
  - 3 D: 4x2, Cadillac Escalade Platinum Collection
  - 3 G: 4x2, Cadillac Escalade ESV Base
  - 3 H: 4x2, Cadillac Escalade ESV Luxury Collection
  - 3 J: 4x2, Cadillac Escalade ESV Premium Collection
  - 3 K: 4x2, Cadillac Escalade ESV Platinum Collection
  - 3 7: 4x2, Cadillac Escalade (Export - Non US, Non Canada)
  - 3 8: 4x2, Cadillac Escalade ESV (Export - Non US, Non Canada)
  - 4 A: 4x4, Cadillac Escalade Base
  - 4 B: 4x4, Cadillac Escalade Luxury Collection
  - 4 C: 4x4, Cadillac Escalade Premium Collection
  - 4 D: 4x4, Cadillac Escalade Platinum Collection
  - 4 G: 4x4, Cadillac Escalade ESV Base
  - 4 H: 4x4, Cadillac Escalade ESV Luxury Collection
  - 4 J: 4x4, Cadillac Escalade ESV Premium Collection
  - 4 K: 4x4, Cadillac Escalade ESV Platinum Collection
  - 4 7: 4x4, Cadillac Escalade (Export - Non US, Non Canada)
  - 4 8: 4x4, Cadillac Escalade ESV (Export - Non US, Non Canada)

**7: RESTRAINT SYSTEM**

E: (AJ7&ASF) - Active Manual Belts, Airbags-Driver & Passenger-Front (1st row), Front Seat Side (1st row), Roof Side (all seating rows)

**8: ENGINE TYPE**

F: L94 - ENGINE FLEXIBLE FUEL, (GAS/ALC), 8 CYL, 6.2L, SFI, ALUM CYL DEACTIVATION

**9: CHECK DIGIT**

0-9, X - Calculated by POMS

**10: MODEL YEAR**

E: 2014

**11: PLANT LOCATION**

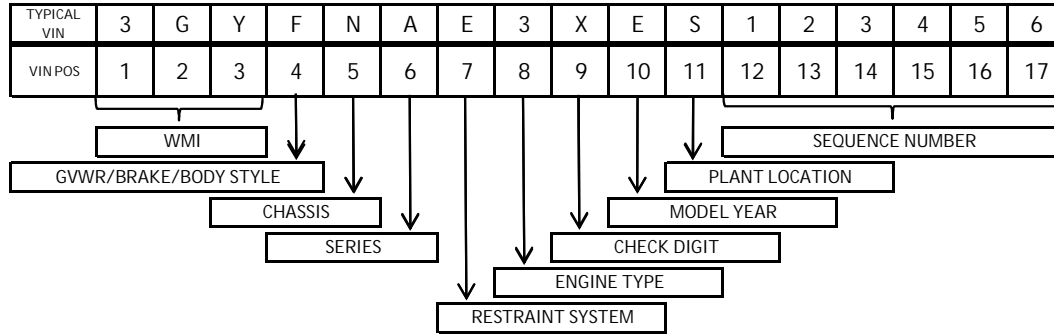
When VIN position 1 is "1" (USA):  
 R: Arlington

**12-17: SEQUENCE NUMBER**

Consecutive 6 digit number, number starting each new model year with 100001



Cadillac SRX



**1-3: WORLD MAKE/MANUFACTURER IDENTIFIER (WMI)**

1: Region of Build  
3: Mexico

2: Manufacturer  
G: General Motors

3: Vehicle Brand/Type  
Y: Cadillac MPV

**4: GVWR/BRAKE SYSTEM/BODY STYLE**

GVW (Lbs)/ Brake System	Body Style
Class D: 5,001-6,000 Hyd.	26 F

**5-6: CHASSIS/SERIES**

Book N

N	A:	Cadillac SRX Standard (FWD)
N	B:	Cadillac SRX Luxury Collection (FWD)
N	C:	Cadillac SRX Performance Collection (FWD)
N	D:	Cadillac SRX Premium Collection (FWD)
N	E:	Cadillac SRX Luxury Collection (AWD)
N	F:	Cadillac SRX Performance Collection (AWD)
N	G:	Cadillac SRX Premium Collection (AWD)
N	9:	Cadillac SRX (Export - Non US, Non Canada)

**7: RESTRAINT SYSTEM**

E: AY0 - Active Manual Belts, Airbags - Driver & Passenger Front (1st row), Front Seat Side (1st row), Roof Side (All seating rows)

**8: ENGINE TYPE**

3: LFX - ENGINE GAS, 6 CYL, 3.6L, SIDI, DOHC, VVT, E85 MAX, ALUM

5: LFW - ENGINE GAS, 6 CYL, 3.0L, SIDI, DOHC, VVT, E85 MAX, ALUM

**9: CHECK DIGIT**

0-9, X - Calculated by POMS

**10: MODEL YEAR**

E: 2014

**11: PLANT LOCATION**

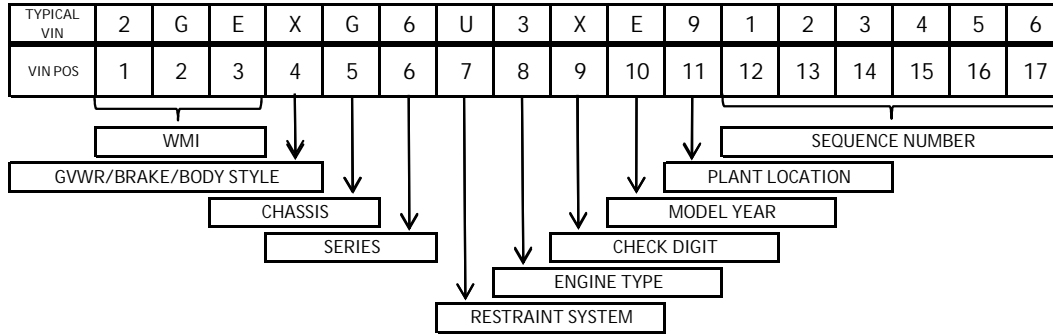
When VIN position 1 is "3" (Mexico):  
S: Ramos Arizpe

**12-17: SEQUENCE NUMBER**

Consecutive 6 digit number, number starting each new model year with 100001



### Cadillac Stretch Limo, Funeral Coach



**1-3: WORLD MAKE/MANUFACTURER IDENTIFIER (WMI)**

1: Region of Build  
 2: Canada  
 2: Manufacturer  
 G: General Motors  
 3: Vehicle Brand/Type  
 E: Cadillac Incomplete

**4: GVWR/BRAKE SYSTEM/BODY STYLE**

GVW (Lbs)/ Brake System	Body Style
Class E: 6,001-7,000 Hyd.	69 X

**5-6: CHASSIS/SERIES**

Book OG

G: 6: Cadillac Stretch Limo  
 G: 7: Cadillac Funeral Coach  
 G: 8: Cadillac Armored Vehicle

**7: RESTRAINT SYSTEM**

U: ANH - Active Manual Belts, Airbags-Driver & Passenger-Front (1st row), Front Seat Side (1st row), Front Roof Side (1st row), Knee (1st row)

**8: ENGINE TYPE**

3: LFX - ENGINE GAS, 6 CYL, 3.6L, SIDI, DOHC, VVT, E85 MAX, ALUM

**9: CHECK DIGIT**

0-9, X - Calculated by POMS

**10: MODEL YEAR**

E: 2014

**11: PLANT LOCATION**

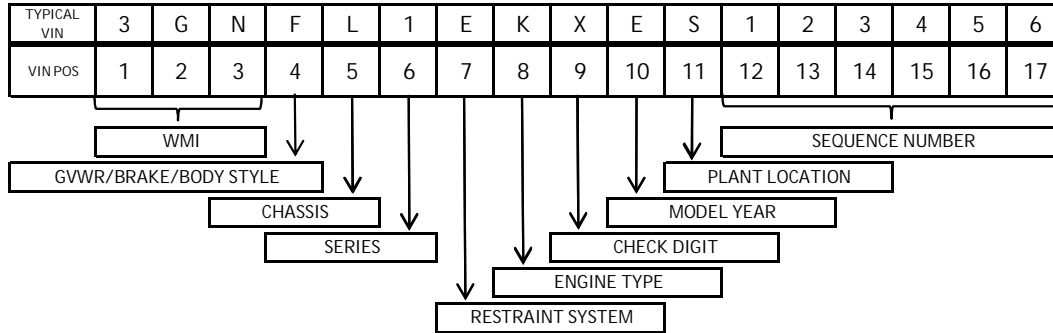
When VIN position 1 is "2" (Canada):  
 9: Oshawa #1 (OSH)

**12-17: SEQUENCE NUMBER**

Consecutive 6 digit number, number starting each new model year with 100001



### Chevrolet Captiva Sport



**1-3: WORLD MAKE/MANUFACTURER IDENTIFIER (WMI)**

1: Region of Build  
 3: Mexico

2: Manufacturer  
 G: General Motors

3: Vehicle Brand/Type  
 N: Chevrolet MPV

**4: GVWR/BRAKE SYSTEM/BODY STYLE**

GVW (Lbs)/ Brake System	Body Style
	26
Class C: 4,001-5,000 Hyd.	A
Class D: 5,001-6,000 Hyd.	F

**5-6: CHASSIS/SERIES**

Book 7L

L 1: Chevrolet Captiva Sport 1LS (FWD)  
 L 2: Chevrolet Captiva Sport 2LS (FWD)  
 L 3: Chevrolet Captiva Sport 1LT (FWD)  
 L 4: Chevrolet Captiva Sport LTZ (FWD)  
 L 7: Chevrolet Captiva Export (Non US, Non Canada)

**7: RESTRAINT SYSTEM**

E: AYO - Active Manual Belts, Airbags - Driver & Passenger Front (1st row), Front Seat Side (1st row), Roof Side (All seating rows)

**8: ENGINE TYPE**

K: LEA - ENGINE FLEXIBLE FUEL, (GAS/ALC), 4 CYL, 2.4L, SIDI, DOHC ALUM, HO

5: LFW - ENGINE GAS, 6 CYL, 3.0L, SIDI, DOHC, VVT, E85 MAX, ALUM

**9: CHECK DIGIT**

0-9, X - Calculated by POMS

**10: MODEL YEAR**

E: 2014

**11: PLANT LOCATION**

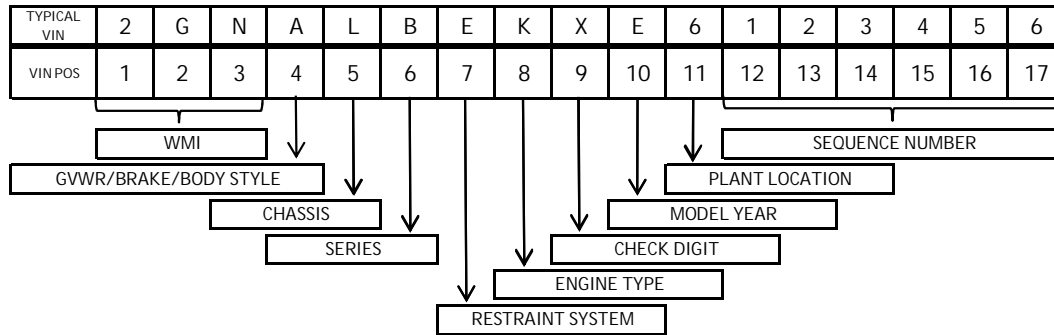
When VIN position 1 is "3" (Mexico):  
 S: Ramos Arizpe

**12-17: SEQUENCE NUMBER**

Consecutive 6 digit number, number starting each new model year with 100001



### Chevrolet Equinox



**1-3: WORLD MAKE/MANUFACTURER IDENTIFIER (WMI)**

1: Region of Build	Valid Combinations
1: United States	1GN 2GN
2: Canada	
2: Manufacturer	
G: General Motors	
3: Vehicle Brand/Type	
N: Chevrolet MPV	

**7: RESTRAINT SYSTEM**

E: AY0 -Active Manual Belts, Airbags - Driver & Passenger Front (1st row), Front Seat Side (1st row), Roof Side (All seating rows)

**4: GVWR/BRAKE SYSTEM/BODY STYLE**

GVW (Lbs)/ Brake System	Body Style
	26
Class C: 4,001-5,000 Hyd.	A
Class D: 5,001-6,000 Hyd.	F

**8: ENGINE TYPE**

K: LEA - ENGINE FLEXIBLE FUEL, (GAS/ALC), 4 CYL, 2.4L, SIDI, DOHC ALUM, HO

3: LFX - ENGINE GAS, 6 CYL, 3.6L, SIDI, DOHC, VVT, E85 MAX, ALUM

**9: CHECK DIGIT**

0-9, X - Calculated by POMS

**5-6: CHASSIS/SERIES**

Book 7L

- L A: Chevrolet Equinox LS (FWD)
- L B: Chevrolet Equinox 1LT (FWD)
- L C: Chevrolet Equinox 2LT (FWD)
- L D: Chevrolet Equinox LTZ (FWD)
- L E: Chevrolet Equinox LS (AWD)
- L F: Chevrolet Equinox 1LT (AWD)
- L G: Chevrolet Equinox 2LT (AWD)
- L H: Chevrolet Equinox LTZ (AWD)
- L 9: Chevrolet Equinox (Export - Non US, Non Canada)

**10: MODEL YEAR**

E: 2014

**11: PLANT LOCATION**

When VIN position 1 is "1" (USA):

Z: Springhill

When VIN position 1 is "2" (Canada):

1: Oshawa #2 (OST)

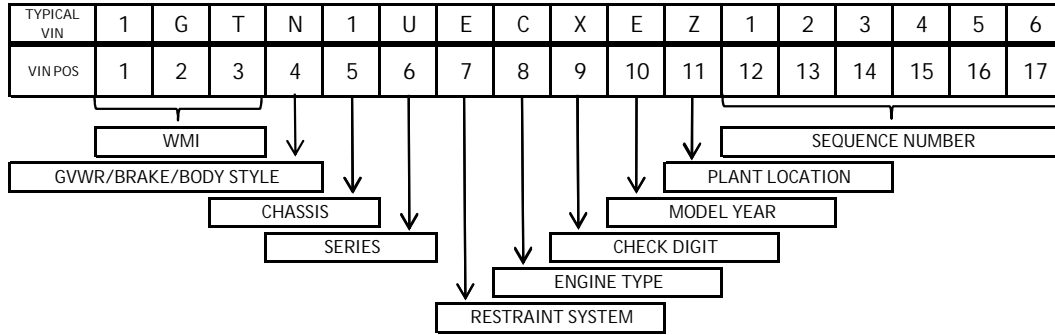
6: CAMI

**12-17: SEQUENCE NUMBER**

Consecutive 6 digit number, number starting each new model year with 100001



# Chevrolet Express



**1-3: WORLD MAKE/MANUFACTURER IDENTIFIER (WMI)**

1: Region of Build	Valid Combinations
1: United States	1GA
2: Manufacturer	1GB
G: General Motors	1GC
3: Vehicle Brand/Type	1GN
A: Chevrolet Bus	
B: Chevrolet Incomplete Truck	
C: Chevrolet Truck	
N: Chevrolet MPV	

**5-6: CHASSIS/SERIES - (Continued)**

G	3:	4x2, Chevrolet Express 3500 Cutaway 159" Wheelbase
G	4:	4x2, Chevrolet Express 3500 Cutaway 177" Wheelbase
G	5:	4x2, Chevrolet Express 4500 Cutaway 159" Wheelbase
G	6:	4x2, Chevrolet Express 4500 Cutaway 177" Wheelbase
G	9:	4x2, Chevrolet Express (Export - Non US, Non Canada)
H	A:	4x4, Chevrolet Express 1500 Cargo
H	B:	4x4, Chevrolet Express 1500 Passenger LS
H	C:	4x4, Chevrolet Express 1500 Passenger LT
H	D:	4x4, Chevrolet Express 1500 Conversion 3LT
H	9:	4x4, Chevrolet Express (Export - Non US, Non Canada)

**4: GVWR/BRAKE SYSTEM/BODY STYLE**

GVW (Lbs)/ Brake System	Body Style	
	05/06	03
Class E: 6,001-7,000 Hyd.	L	
Class F: 7,001-8,000 Hyd.	S	
Class G: 8,001-9,000 Hyd.	W	Y
Class H: 9,001-10,000 Hyd.	Z	0
Class 3: 10,001-14,000 Hyd.		3
Class 4: 14,001-16,000 Hyd.		6

**7: RESTRAINT SYSTEM**

B:	AJ3 - Active Manual Belts, Airbag - Driver only - Front
C:	AK5 - Active Manual Belts, Airbag-Driver & Passenger-Front (1st row)
F:	(AK5&ASF) - Active Manual Belts, Airbag - Driver & Passenger - Front (1st row) and Roof Side (All seating rows for vehicles with 3 or fewer seating rows; 1st,2nd and 3rd row for vehicles with 4 or more seating rows)

**5-6: CHASSIS/SERIES**

Book B

G	A:	4x2, Chevrolet Express 1500 Cargo
G	B:	4x2, Chevrolet Express 1500 Passenger LS
G	C:	4x2, Chevrolet Express 1500 Passenger LT
G	D:	4x2, Chevrolet Express 1500 Conversion 3LT
G	F:	4x2, Chevrolet Express 2500 Cargo
G	G:	4x2, Chevrolet Express 2500 Cargo Ext
G	H:	4x2, Chevrolet Express 2500 Paratransit
G	J:	4x2, Chevrolet Express 2500 Paratransit Ext
G	K:	4x2, Chevrolet Express 2500 Conversion 3LT
G	L:	4x2, Chevrolet Express 2500 Conversion EXT 3LT
G	P:	4x2, Chevrolet Express 2500 Passenger LS
G	R:	4x2, Chevrolet Express 2500 Passenger LT
G	T:	4x2, Chevrolet Express 3500 Cargo
G	U:	4x2, Chevrolet Express 3500 Cargo EXT
G	V:	4x2, Chevrolet Express 3500 Paratransit
G	W:	4x2, Chevrolet Express 3500 Paratransit EXT
G	X:	4x2, Chevrolet Express 3500 Passenger LS
G	Y:	4x2, Chevrolet Express 3500 Passenger LT
G	Z:	4x2, Chevrolet Express 3500 Passenger EXT LS
G	1:	4x2, Chevrolet Express 3500 Passenger EXT LT
G	2:	4x2, Chevrolet Express 3500 Cutaway 139" Wheelbase

**8: ENGINE TYPE**

A:	L20 - ENGINE FLEXIBLE FUEL, (GAS/ETHANOL), 8 CYL, 4.8L, SFI IRON
B:	LC8 - ENGINE FLEXIBLE FUEL, (CNG/LPG), 8 CYL, V8, 6.0L, SFI
G:	L96 - ENGINE FLEXIBLE FUEL, (GAS/ETHANOL), 8 CYL, 6.0L, SFI IRON
L:	LGH - ENGINE DIESEL, 8 CYL, 6.6L, DI, V8, TURBO, DURAMAX
X:	LU3 - ENGINE GAS, 6 CYL, 4.3L, MFI, V6, 90 DEG
4:	LMF - ENGINE FLEXIBLE FUEL, (GAS/ALC), 8 CYL, 5.3L, SFI, V8 OHV, IRON

**9: CHECK DIGIT**

0-9, X - Calculated by POMS
-----------------------------

**10: MODEL YEAR**

E: 2014
---------

**11: PLANT LOCATION**

When VIN position 1 is "1" (USA):

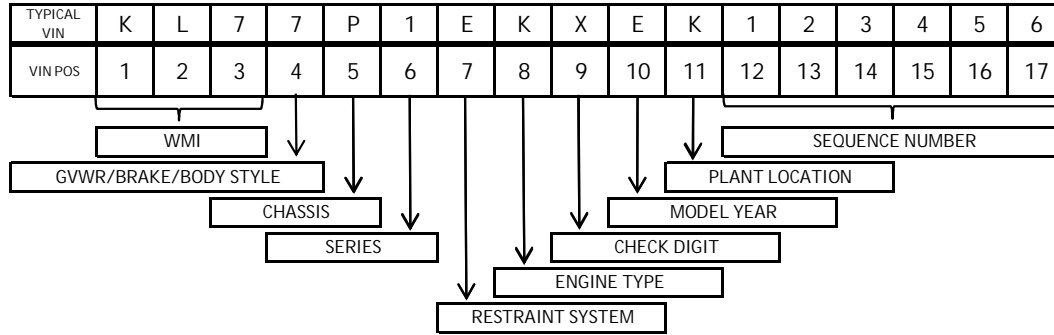
1: Wentzville
---------------

**12-17: SEQUENCE NUMBER**

Consecutive 6 digit number, number starting each new model year with 100001



### Chevrolet Orlando



**1-3: WORLD MAKE/MANUFACTURER IDENTIFIER (WMI)**

1: Region of Build  
K: Korea

2: Manufacturer  
L: GM Korea Company

3: Vehicle Brand/Type  
7: Chevrolet MPV (Korea)

**4: GVWR/BRAKE SYSTEM/BODY STYLE**

GVW (Lbs)/ Brake System	Body Style
Class C: 4,001-5,000 Hyd.	75
	7

**5-6: CHASSIS/SERIES**

Book P

P 1: Chevrolet Orlando LS (Canada Only)  
P 2: Chevrolet Orlando LT (Canada Only)  
P 3: Chevrolet Orlando LTZ (Canada Only)

**7: RESTRAINT SYSTEM**

E: AY0 - Active Manual Belts, Airbags - Driver & Passenger Front (1st row), Front Seat Side (1st row), Roof Side (All seating rows)

**8: ENGINE TYPE**

K: LEA - ENGINE FLEXIBLE FUEL, (GAS/ALC), 4 CYL, 2.4L, SIDI, DOHC ALUM, HO

**9: CHECK DIGIT**

0-9, X - Calculated by POMS

**10: MODEL YEAR**

E: 2014

**11: PLANT LOCATION**

When VIN position 1 is "K" (S. Korea):  
K: Kunsan

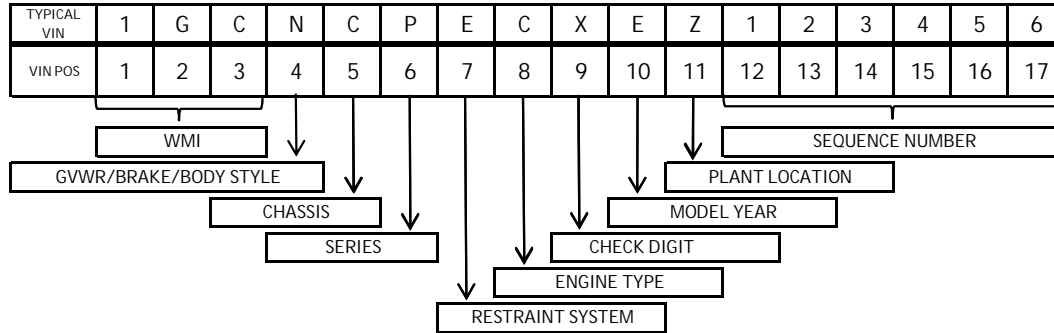
**12-17: SEQUENCE NUMBER**

Consecutive 6 digit number, number starting each new model year with 100001





## Chevrolet Silverado



1-3: WORLD MAKE/MANUFACTURER IDENTIFIER (WMI)	
1: Region of Build	Valid Combinations
1: United States	1GC 3GC
3: Mexico	
2: Manufacturer	G: General Motors
3: Vehicle Brand/Type	C: Chevrolet Truck

4: GVWR/BRAKE SYSTEM/BODY STYLE			
GVW (Lbs)/ Brake System	Body Style		
	03	43	53
Class E: 6,001-7,000	N	P	R
Class F: 7,001-8,000		U	V

5-6: CHASSIS/SERIES	
<u>Book 6</u>	
C P:	4x2, 1500 Chevrolet Silverado Work Truck/Fleet/Base
C R:	4x2, 1500 Chevrolet Silverado LT
C S:	4x2, 1500 Chevrolet Silverado LTZ
C T:	4x2, 1500 Chevrolet Silverado High Country
C 9:	4x2, Chevrolet Silverado (Export - Non US, Non Canada)
K P:	4x4, 1500 Chevrolet Silverado Work Truck/Fleet/Base
K R:	4x4, 1500 Chevrolet Silverado LT
K S:	4x4, 1500 Chevrolet Silverado LTZ
K T:	4x4, 1500 Chevrolet Silverado High Country
K 9:	4x4, Chevrolet Silverado (Export - Non US, Non Canada)

7: RESTRAINT SYSTEM
E: AY0 - Active Manual Belts, Airbags-Driver & Passenger-Front (1st row), Front Seat Side (1st row), Roof Side (all seating rows)

8: ENGINE TYPE
C: L83 - ENGINE GAS, 8 CYL, 5.3L, SIDI VVT, AFM, E85 MAX, ALUM
H: LV3 - ENGINE GAS, 6 CYL, 4.3L, SIDI, V6, VVT, OHV, E85 MAX, ALUM
J: L86 - ENGINE GAS, 8 CYL, 6.2L, SIDI VVT, AFM, E85 MAX, ALUM
P: LV1 - ENGINE GAS, 6 CYL, 4.3L, SIDI, V6, VVT, E85 MAX, IRON

9: CHECK DIGIT
0-9, X - Calculated by POMS

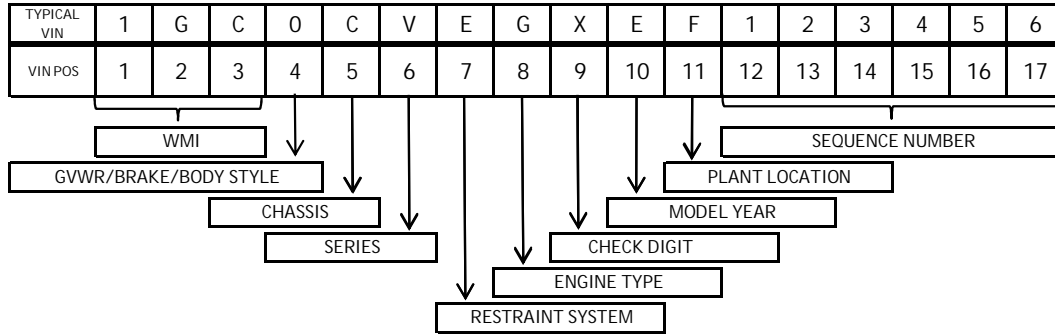
10: MODEL YEAR
E: 2014

11: PLANT LOCATION
When VIN position 1 is "1" (USA): Z: Fort Wayne
When VIN position 1 is "3" (Mexico): G: Silao

12-17: SEQUENCE NUMBER
Consecutive 6 digit number, number starting each new model year with 100001



### Chevrolet Silverado HD



**1-3: WORLD MAKE/MANUFACTURER IDENTIFIER (WMI)**

1: Region of Build	Valid Combinations
1: United States	1GC
2: Manufacturer	1GB
G: General Motors	
3: Vehicle Brand/Type	
C: Chevrolet Truck	
B: Chevrolet Incomplete	

**7: RESTRAINT SYSTEM**

C: AK5 - Active Manual Belts, Airbag-Driver & Passenger-Front (1st row)
E: AJ7&ASF - Active Manual Belts, Airbags-Driver & Passenger-Front (1st row), Front Seat Side (1st row), Roof Side (all seating rows)

**4: GVWR/BRAKE SYSTEM/BODY STYLE**

GVW (Lbs)/ Brake System	Body Style	
	03	43
Class H: 9,001 - 10,000	0	1
Class 3: 10,000 - 14,000	3	4

**8: ENGINE TYPE**

G: L96 - ENGINE FLEXIBLE FUEL, (GAS/ETHANOL), 8 CYL, 6.0L, SFI IRON
8: LML - ENGINE DIESEL, 8 CYL, 6.6L, PTI, V8, TURBO, DURAMAX

**9: CHECK DIGIT**

0-9, X - Calculated by POMS
-----------------------------

**10: MODEL YEAR**

E: 2014
---------

**5-6: CHASSIS/SERIES**

Book 1

C	V:	4x2, 2500 Silverado HD Work Truck/Fleet/Base
C	X:	4x2, 2500 Silverado HD LT
C	Y:	4x2, 2500 Silverado HD LTZ
C	Z:	4x2, 3500 Silverado HD Work Truck/Fleet/Base
C	O:	4x2, 3500 Silverado HD LT
C	1:	4x2, 3500 Silverado HD LTZ
C	9:	4x2 Chevrolet Silverado HD (Export - Non US, Non Canada)
K	V:	4x4, 2500 Silverado HD Work Truck/Fleet/Base
K	X:	4x4, 2500 Silverado HD LT
K	Y:	4x4, 2500 Silverado HD LTZ
K	Z:	4x4, 3500 Silverado HD Work Truck/Fleet/Base
K	O:	4x4, 3500 Silverado HD LT
K	1:	4x4, 3500 Silverado HD LTZ
K	9:	4x4 Chevrolet Silverado HD (Export - Non US, Non Canada)

**11: PLANT LOCATION**

When VIN position 1 is "1" (USA):

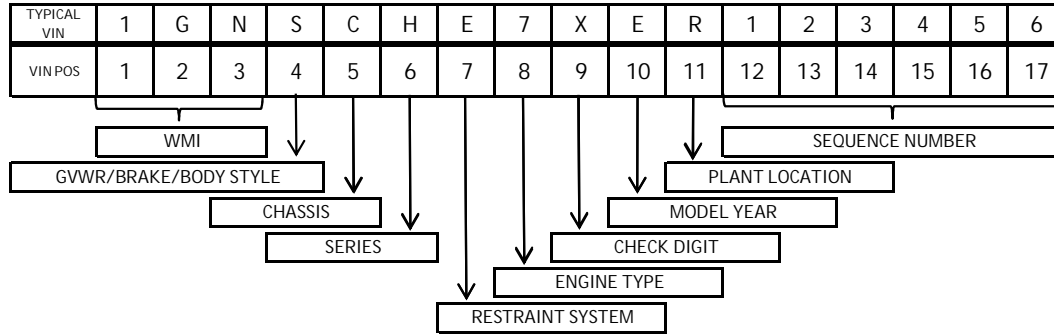
F: Flint
----------

**12-17: SEQUENCE NUMBER**

Consecutive 6 digit number, number starting each new model year with 100001



### Chevrolet Suburban



**1-3: WORLD MAKE/MANUFACTURER IDENTIFIER (WMI)**

1: Region of Build  
 1: United States

2: Manufacturer  
 G: General Motors

3: Vehicle Brand/Type  
 N: Chevrolet MPV

**4: GVWR/BRAKE SYSTEM/BODY STYLE**

GVW (Lbs)/ Brake System	Body Style
	05/06
Class F: 7,001-8,000	S

**5-6: CHASSIS/SERIES**

Book 1

C	H:	4x2, ½ ton Chevrolet Suburban LS
C	J:	4x2, ½ ton Chevrolet Suburban LT
C	K:	4x2, ½ ton Chevrolet Suburban LTZ
C	5:	4x2, Chevrolet Suburban FL
C	8:	4x2, Chevrolet Suburban (Export - Non US, Non Canada)
K	H:	4x4, ½ ton Chevrolet Suburban LS
K	J:	4x4, ½ ton Chevrolet Suburban LT
K	K:	4x4, ½ ton Chevrolet Suburban LTZ
K	5:	4x4, Chevrolet Suburban FL
K	8:	4x4, Chevrolet Suburban (Export - Non US, Non Canada)

**7: RESTRAINT SYSTEM**

E: (AJ7&ASF) - Active Manual Belts, Airbags-Driver & Passenger-Front (1st row), Front Seat Side (1st row), Roof Side (all seating rows)

**8: ENGINE TYPE**

7: LC9 - ENGINE FLEXIBLE FUEL, (GAS/ALC), 8 CYL, 5.3L SFI, ALUM CYL, DEACTIVATION

0: LMG - ENGINE FLEXIBLE FUEL, (GAS/ALC), 8 CYL, 5.3L, SFI, V8, OHV, CYL DEACTIVATION, IRON

**9: CHECK DIGIT**

0-9, X - Calculated by POMS

**10: MODEL YEAR**

E: 2014

**11: PLANT LOCATION**

When VIN position 1 is "1" (USA):

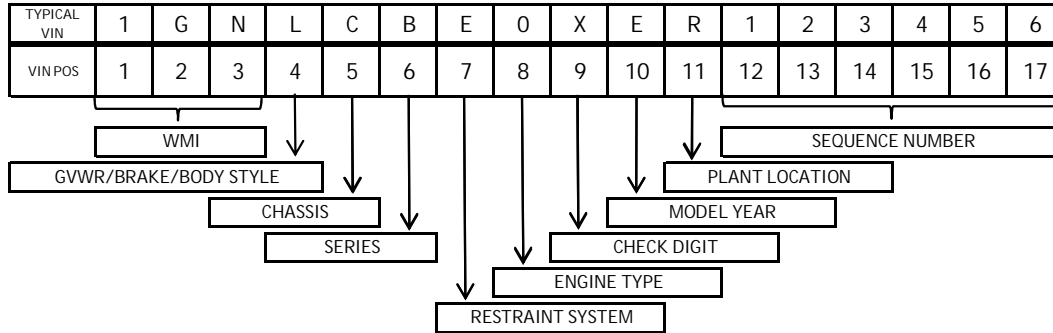
R: Arlington

**12-17: SEQUENCE NUMBER**

Consecutive 6 digit number, number starting each new model year with 100001



### Chevrolet Tahoe



**1-3: WORLD MAKE/MANUFACTURER IDENTIFIER (WMI)**

1: Region of Build  
 1: United States

2: Manufacturer  
 G: General Motors

3: Vehicle Brand/Type  
 N: Chevrolet MPV

**4: GVWR/BRAKE SYSTEM/BODY STYLE**

GVW (Lbs)/ Brake System	Body Style
	05/06
Class E: 6,001-7,000	L
Class F: 7,001-8,000	S

- 5-6: CHASSIS/SERIES**
- Book 1
- C A: 4x2, ½ ton Chevrolet Tahoe LS
  - C B: 4x2, ½ ton Chevrolet Tahoe LT
  - C C: 4x2, ½ ton Chevrolet Tahoe LTZ
  - C 2: 4x2, ½ ton Chevrolet Tahoe Police Vehicle
  - C 4: 4x2, ½ ton Chevrolet Tahoe FL
  - C 6: 4x2, ½ ton Chevrolet Tahoe (Export - Non US, Non Canada)
  - K A: 4x4, ½ ton Chevrolet Tahoe LS
  - K B: 4x4, ½ ton Chevrolet Tahoe LT
  - K C: 4x4, ½ ton Chevrolet Tahoe LTZ
  - K 2: 4x4, ½ ton Chevrolet Tahoe Special Services Vehicle
  - K 4: 4x4, ½ ton Chevrolet Tahoe FL
  - K 6: 4x4, ½ ton Chevrolet Tahoe (Export - Non US, Non Canada)

**7: RESTRAINT SYSTEM**

E: (AJ7&ASF) - Active Manual Belts, Airbags-Driver & Passenger-Front (1st row), Front Seat Side (1st row), Roof Side (all seating rows)

**8: ENGINE TYPE**

0: LMG - ENGINE FLEXIBLE FUEL, (GAS/ALC), 8 CYL, 5.3L, SFI, V8, OHV, CYL DEACTIVATION, IRON

**9: CHECK DIGIT**

0-9, X - Calculated by POMS

**10: MODEL YEAR**

E: 2014

**11: PLANT LOCATION**

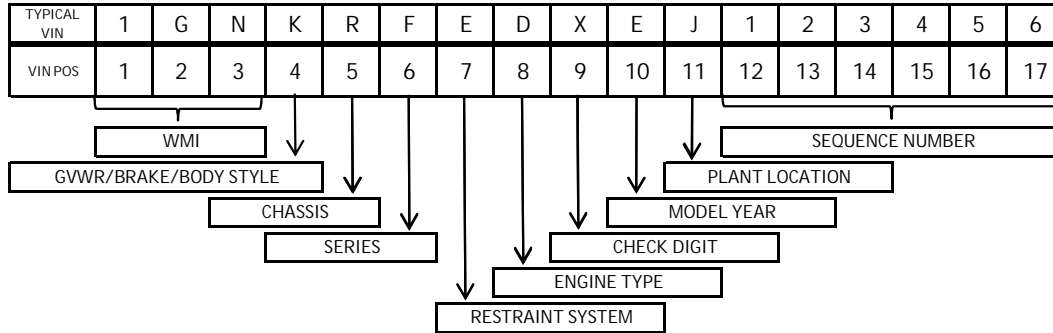
When VIN position 1 is "1" (USA):  
 R: Arlington

**12-17: SEQUENCE NUMBER**

Consecutive 6 digit number, number starting each new model year with 100001



### Chevrolet Traverse



**1-3: WORLD MAKE/MANUFACTURER IDENTIFIER (WMI)**

- 1: Region of Build
  - 1: United States
- 2: Manufacturer
  - G: General Motors
- 3: Vehicle Brand/Type
  - N: Chevrolet MPV

**7: RESTRAINT SYSTEM**

- E: AY0 - Active Manual Belts, Airbags - Driver & Passenger Front (1st row), Front Seat Side (1st row), Roof Side (All seating rows)
- K: AYQ - Active Manual Belts, Airbags - Driver & Passenger - Front (1st row), Front Seat Side (1st row), Front Inboard Seat Side (1st row), Roof Side (all seating rows)

**4: GVWR/BRAKE SYSTEM/BODY STYLE**

GVW (Lbs)/ Brake System	Body Style
Class E: 6,001-7,000 Hyd.	26 K

**8: ENGINE TYPE**

D: LLT - ENGINE GAS, 6 CYL, 3.6L, SIDI
--

**9: CHECK DIGIT**

0-9, X - Calculated by POMS
-----------------------------

**5-6: CHASSIS/SERIES**

Book 17

- R F: Chevrolet Traverse LS (FWD)
- R G: Chevrolet Traverse 1LT (FWD)
- R H: Chevrolet Traverse 2LT (FWD)
- R J: Chevrolet Traverse LTZ (FWD)
- R 8: Chevrolet Traverse FWD (Export - Non US, Non Canada)
- V F: Chevrolet Traverse LS (AWD)
- V G: Chevrolet Traverse 1LT (AWD)
- V H: Chevrolet Traverse 2LT (AWD)
- V J: Chevrolet Traverse LTZ (AWD)
- V 8: Chevrolet Traverse AWD (Export - Non US, Non Canada)

**10: MODEL YEAR**

E: 2014
---------

**11: PLANT LOCATION**

When VIN position 1 is "1" (USA):

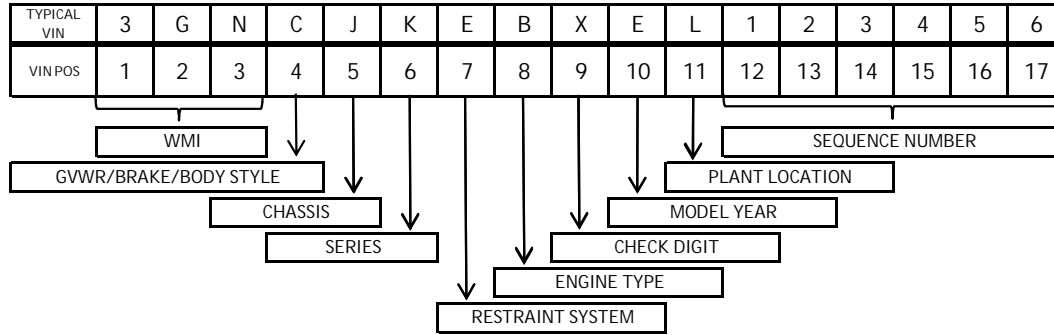
J: Lansing - Delta Township
-----------------------------

**12-17: SEQUENCE NUMBER**

Consecutive 6 digit number, number starting each new model year with 100001



### Chevrolet Trax/Tracker



**1-3: WORLD MAKE/MANUFACTURER IDENTIFIER (WMI)**

1: Region of Build  
 3: Mexico

2: Manufacturer  
 G: General Motors

3: Vehicle Brand/Type  
 N: Chevrolet MPV

**4: GVWR/BRAKE SYSTEM/BODY STYLE**

GVW (Lbs)/ Brake System	Body Style
Class C: 4,001-5,000 Hyd.	76 C

**5-6: CHASSIS/SERIES**

Book J

J K: Chevrolet Trax LS (FWD) (Canada Only)  
 J L: Chevrolet Trax 1LT (FWD) (Canada Only)  
 J M: Chevrolet Trax 2LT (FWD) (Canada Only)  
 J N: Chevrolet Trax LTZ (FWD) (Canada Only)  
 J P: Chevrolet Trax 1LT (AWD) (Canada Only)  
 J R: Chevrolet Trax 2LT (AWD) (Canada Only)  
 J S: Chevrolet Trax LTZ (AWD) (Canada Only)  
 J 7: Chevrolet Trax (Export - Mexico)  
 J 8: Chevrolet Tracker (Export - Non - US, Canada, & Mexico)

**7: RESTRAINT SYSTEM**

C: ADL - Active Manual Belts, Airbag-Driver & Passenger-Front (1st row)

E: AYC - Active Manual Belts, Airbags - Driver & Passenger Front (1st row), Front Seat Side (1st row), Roof Side (All seating rows)

S: AYP - Active Manual Belts, Airbags - Driver & Passenger Front (1st row), Front Seat Side (1st row) & Rear Seat Side (2nd row), Roof Side (all seating rows), Driver & Passenger knee (1st row)

**8: ENGINE TYPE**

B: LUV - ENGINE GAS, 4 CYL, L4, 1.4L, MFI, DOHC, TURBO HO, E85 MAX  
 D: LFJ - ENGINE GAS, 4 CYL, 1.6L, MFI, E100 MAX  
 E: 2H0 - ENGINE GAS, 4 CYL, 1.8L, MFI, 103KW, DOHC  
 W: LFH - ENGINE GAS, 4 CYL, 1.8L, MFI, E100 MAX

**9: CHECK DIGIT**

0-9, X - Calculated by POMS

**10: MODEL YEAR**

E: 2014

**11: PLANT LOCATION**

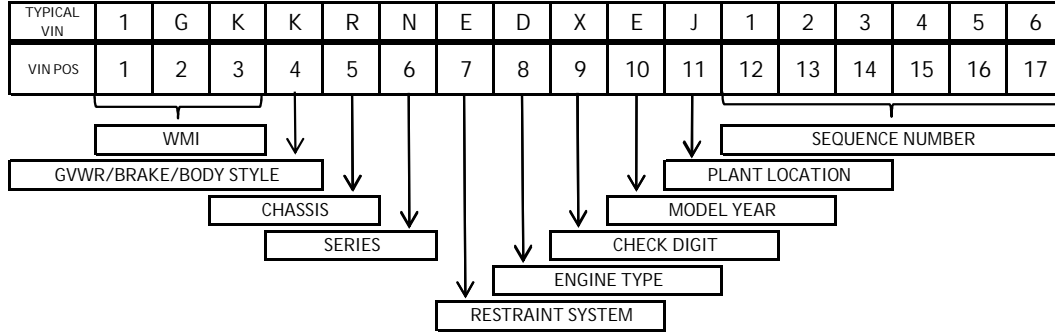
When VIN position 1 is "3" (Mexico):  
 L: San Luis Potosi

**12-17: SEQUENCE NUMBER**

Consecutive 6 digit number, number starting each new model year with 100001



GMC Acadia



**1-3: WORLD MAKE/MANUFACTURER IDENTIFIER (WMI)**

1: Region of Build  
 1: United States

2: Manufacturer  
 G: General Motors

3: Vehicle Brand/Type  
 K: GMC MPV

**7: RESTRAINT SYSTEM**

E: AY0 - Active Manual Belts, Airbags - Driver & Passenger Front (1st row), Front Seat Side (1st row), Roof Side (All seating rows)

K: AY0 - Active Manual Belts, Airbags - Driver & Passenger - Front (1st row), Front Seat Side (1st row), Front Inboard Seat Side (1st row, Roof Side (all seating rows))

**4: GVWR/BRAKE SYSTEM/BODY STYLE**

GVW (Lbs)/ Brake System	Body Style
Class E: 6,001-7,000 Hyd.	26 K

**8: ENGINE TYPE**

D: LLT - ENGINE GAS, 6 CYL, 3.6L, SIDI

**9: CHECK DIGIT**

0-9, X - Calculated by POMS

**5-6: CHASSIS/SERIES**

Book 17

R	N:	GMC Acadia SLE 1 (FWD)
R	P:	GMC Acadia SLE 2 (FWD)
R	R:	GMC Acadia SLT 1 (FWD)
R	S:	GMC Acadia SLT 2 (FWD)
R	T:	GMC Acadia Denali (FWD)
R	9:	GMC Acadia FWD (Export - Non US, Non Canada)
V	N:	GMC Acadia SLE 1 (AWD)
V	P:	GMC Acadia SLE 2 (AWD)
V	R:	GMC Acadia SLT 1 (AWD)
V	S:	GMC Acadia SLT 2 (AWD)
V	T:	GMC Acadia Denali (AWD)
V	9:	GMC Acadia AWD (Export - Non US, Non Canada)

**10: MODEL YEAR**

E: 2014

**11: PLANT LOCATION**

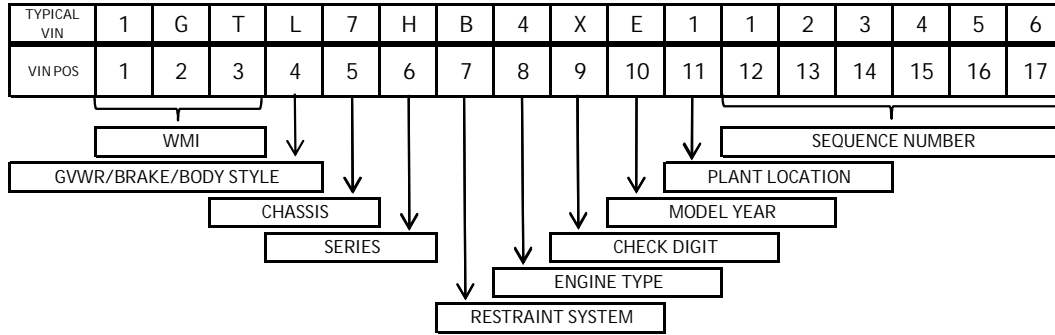
When VIN position 1 is "1" (USA):  
 J: Lansing - Delta Township

**12-17: SEQUENCE NUMBER**

Consecutive 6 digit number, number starting each new model year with 100001



GMC Savana



**1-3: WORLD MAKE/MANUFACTURER IDENTIFIER (WMI)**

1: Region of Build	Valid Combinations
1: United States	1GD
2: Manufacturer	1GJ
G: General Motors	1GK
3: Vehicle Brand/Type	1GT
D: GMC Incomplete Truck	
J: GMC Bus	
K: GMC MPV	
T: GMC Truck	

**5-6: CHASSIS/SERIES - (Continued)**

7	3:	4x2, GMC Savana 3500 Cutaway 159" Wheelbase
7	4:	4x2, GMC Savana 3500 Cutaway 177" Wheelbase
7	5:	4x2, GMC Savana 4500 Cutaway 159" Wheelbase
7	6:	4x2, GMC Savana 4500 Cutaway 177" Wheelbase
7	9:	4x2, GMC Savana (Export - Non US, Non Canada)
8	A:	4x4, GMC Savana 1500 Cargo
8	B:	4x4, GMC Savana 1500 Passenger LS
8	C:	4x4, GMC Savana 1500 Passenger LT
8	D:	4x4, GMC Savana 1500 Conversion 3LT
8	9:	4x4, GMC Savana (Export - Non US, Non Canada)

**4: GVWR/BRAKE SYSTEM/BODY STYLE**

GVW (Lbs)/ Brake System	Body Style	
	05/06	03
Class E: 6,001-7,000 Hyd.	L	
Class F: 7,001-8,000 Hyd.	S	
Class G: 8,001-9,000 Hyd.	W	Y
Class H: 9,001-10,000 Hyd.	Z	0
Class 3: 10,001-14,000 Hyd.		3
Class 4: 14,001-16,000 Hyd.		6

**7: RESTRAINT SYSTEM**

B:	AJ3 - Active Manual Belts, Airbag - Driver only - Front
C:	AK5 - Active Manual Belts, Airbag-Driver & Passenger-Front (1st row)
F:	(AK5&ASF) - Active Manual Belts, Airbag - Driver & Passenger - Front (1st row) and Roof Side (All seating rows for vehicles with 3 or fewer seating rows; 1st,2nd and 3rd row for vehicles with 4 or more seating rows)

**5-6: CHASSIS/SERIES**

Book B

7	A:	4x2, GMC Savana 1500 Cargo
7	B:	4x2, GMC Savana 1500 Passenger LS
7	C:	4x2, GMC Savana 1500 Passenger LT
7	D:	4x2, GMC Savana 1500 Conversion 3LT
7	F:	4x2, GMC Savana 2500 Cargo
7	G:	4x2, GMC Savana 2500 Cargo EXT
7	H:	4x2, GMC Savana 2500 Paratransit
7	J:	4x2, GMC Savana 2500 Paratransit EXT
7	K:	4x2, GMC Savana 2500 Conversion 3LT
7	L:	4x2, GMC Savana 2500 Conversion EXT 3LT
7	P:	4x2, GMC Savana 2500 Passenger LS
7	R:	4x2, GMC Savana 2500 Passenger LT
7	T:	4x2, GMC Savana 3500 Cargo
7	U:	4x2, GMC Savana 3500 Cargo EXT
7	V:	4x2, GMC Savana 3500 Paratransit
7	W:	4x2, GMC Savana 3500 Paratransit EXT
7	X:	4x2, GMC Savana 3500 Passenger LS
7	Y:	4x2, GMC Savana 3500 Passenger LT
7	Z:	4x2, GMC Savana 3500 Passenger EXT LS
7	1:	4x2, GMC Savana 3500 Passenger EXT LT
7	2:	4x2, GMC Savana 3500 Cutaway 139" Wheelbase

**8: ENGINE TYPE**

A:	L20 - ENGINE FLEXIBLE FUEL, (GAS/ETHANOL), 8 CYL, 4.8L, SFI IRON
B:	LC8 - ENGINE FLEXIBLE FUEL, (CNG/LPG), 8 CYL, V8, 6.0L, SFI, SFI IRON
G:	L96 - ENGINE FLEXIBLE FUEL, (GAS/ETHANOL), 8 CYL, 6.0L, SFI IRON
L:	LGH - ENGINE DIESEL, 8 CYL, 6.6L, DI, V8, TURBO, DURAMAX
X:	LU3 - ENGINE GAS, 6 CYL, 4.3L, MFI, V6, 90 DEG
4:	LMF - ENGINE FLEXIBLE FUEL, (GAS/ALC), 8 CYL, 5.3L, SFI, V8 OHV, IRON

**9: CHECK DIGIT**

0-9, X - Calculated by POMS
-----------------------------

**10: MODEL YEAR**

E: 2014
---------

**11: PLANT LOCATION**

When VIN position 1 is "1" (USA):
1: Wentzville

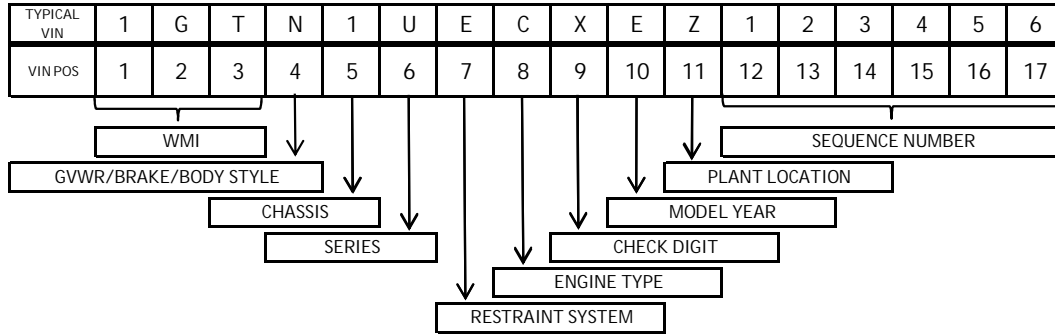
**12-17: SEQUENCE NUMBER**

Consecutive 6 digit number, number starting each new model year with 100001
---





GMC Sierra



**1-3: WORLD MAKE/MANUFACTURER IDENTIFIER (WMI)**

1: Region of Build	Valid Combinations		
1: United States	1GT	3GT	
3: Mexico			
2: Manufacturer	G: General Motors		
3: Vehicle Brand/Type	T: GMC Truck		

**4: GVWR/BRAKE SYSTEM/BODY STYLE**

GVW (Lbs) / Brake System	Body Style		
	03	43	53
Class E: 6,001-7,000 Hyd.	N	P	R
Class F: 7,001-8,000 Hyd.		U	V

**Book 6**

1	T:	4x2, 1500 GMC Sierra Fleet/Base
1	U:	4x2, 1500 GMC Sierra SLE
1	V:	4x2, 1500 GMC Sierra SLT
1	W:	4x2, 1500 GMC Sierra Denali
1	9:	4x2, GMC Sierra (Export - Non US, Non Canada)
2	T:	4x4, 1500 GMC Sierra Fleet/Base
2	U:	4x4, 1500 GMC Sierra SLE
2	V:	4x4, 1500 GMC Sierra SLT
2	W:	4x4, 1500 GMC Sierra Denali
2	9:	4x4, GMC Sierra (Export - Non US, Non Canada)

**7: RESTRAINT SYSTEM**

E:	AY0 - Active Manual Belts, Airbags-Driver & Passenger-Front (1st row), Front Seat Side (1st row), Roof Side (all seating rows)
----	--

**8: ENGINE TYPE**

C:	L83 - ENGINE GAS, 8 CYL, 5.3L, SIDI VVT, AFM, E85 MAX, ALUM
H:	LV3 - ENGINE GAS, 6 CYL, 4.3L, SIDI, V6, VVT, OHV, E85 MAX, ALUM
J:	L86 - ENGINE GAS, 8 CYL, 6.2L, SIDI VVT, AFM, E85 MAX, ALUM
P:	LV1 - ENGINE GAS, 6 CYL, 4.3L, SIDI, V6, VVT, E85 MAX, IRON

**9: CHECK DIGIT**

0-9, X	- Calculated by POMS
--------	----------------------

**10: MODEL YEAR**

E:	2014
----	------

**11: PLANT LOCATION**

When VIN position 1 is "1" (USA):

Z: Fort Wayne

When VIN position 1 is "3" (Mexico):

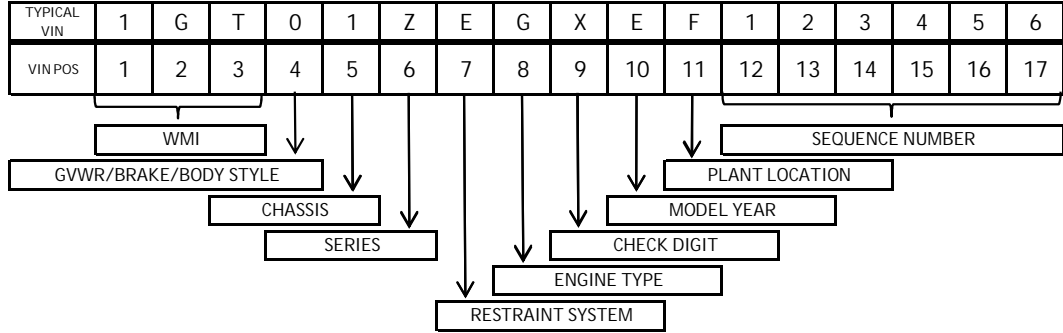
G: Silao

**12-17: SEQUENCE NUMBER**

	Consecutive 6 digit number, number starting each new model year with 100001
--	---



GMC Sierra HD



**1-3: WORLD MAKE/MANUFACTURER IDENTIFIER (WMI)**

1: Region of Build	Valid Combinations
1: United States	1GT
2: Manufacturer	1GD
G: General Motors	
3: Vehicle Brand/Type	
T: GMC Truck	
D: GMC Incomplete	

**7: RESTRAINT SYSTEM**

C: AK5 - Active Manual Belts, Airbag-Driver & Passenger-Front (1st row)
E: AJ7&ASF - Active Manual Belts, Airbags-Driver & Passenger-Front (1st row), Front Seat Side (1st row), Roof Side (all seating rows)

**4: GVWR/BRAKE SYSTEM/BODY STYLE**

GVW (Lbs)/ Brake System	Body Style	
	03	43
Class H: 9,001 - 10,000	0	1
Class 3: 10,000 - 14,000	3	4

**8: ENGINE TYPE**

G: L96 - ENGINE FLEXIBLE FUEL, (GAS/ETHANOL), 8 CYL, 6.0L, SFI IRON
8: LML - ENGINE DIESEL, 8 CYL, 6.6L, PTI, V8, TURBO, DURAMAX

**9: CHECK DIGIT**

0-9, X - Calculated by POMS
-----------------------------

**10: MODEL YEAR**

E: 2014
---------

**11: PLANT LOCATION**

When VIN position 1 is "1" (USA):
F: Flint

**5-6: CHASSIS/SERIES**

Book 1

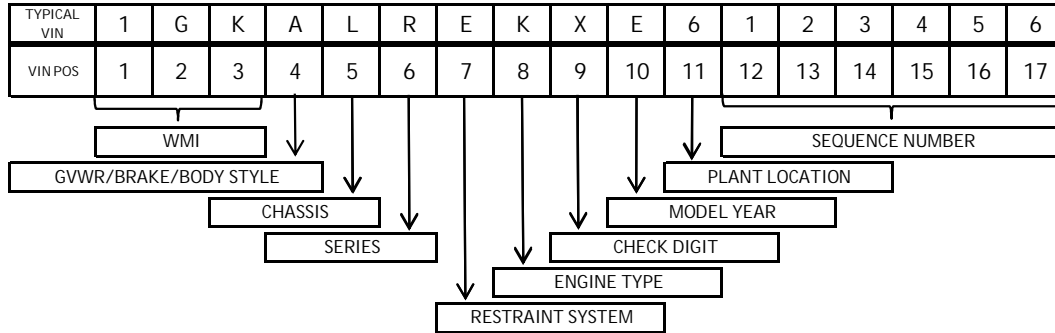
1	Z:	4x2, 2500 Sierra HD Work Truck/Fleet/Base
1	0:	4x2, 2500 Sierra HD SLE
1	1:	4x2, 2500 Sierra HD SLT
1	2:	4x2, 3500 Sierra HD Work Truck/Fleet/Base
1	3:	4x2, 3500 Sierra HD SLE
1	4:	4x2, 3500 Sierra HD SLT
1	5:	4x2, 2500 Sierra HD Denali
1	6:	4x2, 3500 Sierra HD Denali
1	9:	4x2, GMC Sierra HD (Export - Non US, Non Canada)
2	Z:	4x4, 2500 Sierra HD Work Truck/Fleet/Base
2	0:	4x4, 2500 Sierra HD SLE
2	1:	4x4, 2500 Sierra HD SLT
2	2:	4x4, 3500 Sierra HD Work Truck/Fleet/Base
2	3:	4x4, 3500 Sierra HD SLE
2	4:	4x4, 3500 Sierra HD SLT
2	5:	4x4, 2500 Sierra HD Denali
2	6:	4x4, 3500 Sierra HD Denali
2	9:	4x4, GMC Sierra HD (Export - Non US, Non Canada)

**12-17: SEQUENCE NUMBER**

Consecutive 6 digit number, number starting each new model year with 100001
---



GMC Terrain



**1-3: WORLD MAKE/MANUFACTURER IDENTIFIER (WMI)**

1: Region of Build  
 2: Canada  
 2: Manufacturer  
 G: General Motors  
 3: Vehicle Brand/Type  
 K: GMC MPV

**8: ENGINE TYPE**

K: LEA - ENGINE FLEXIBLE FUEL, (GAS/ALC), 4 CYL, 2.4L, SIDI, DOHC ALUM, HO  
 3: LFX - ENGINE GAS, 6 CYL, 3.6L, SIDI, DOHC, VVT, E85 MAX, ALUM

**9: CHECK DIGIT**

0-9, X - Calculated by POMS

**4: GVWR/BRAKE SYSTEM/BODY STYLE**

GVW (Lbs)/ Brake System		Body Style
		26
Class C: 4,001-5,000	Hyd.	A
Class D: 5,001-6,000	Hyd.	F

**10: MODEL YEAR**

E: 2014

**11: PLANT LOCATION**

When VIN position 1 is "2" (Canada):  
 6: CAMI

**5-6: CHASSIS/SERIES**

Book 7L

L	M:	GMC Terrain SLE 1 (FWD)
L	R:	GMC Terrain SLE 2 (FWD)
L	S:	GMC Terrain SLT 1 (FWD)
L	T:	GMC Terrain SLT 2 (FWD)
L	U:	GMC Terrain Denali (FWD)
L	V:	GMC Terrain SLE 1 (AWD)
L	W:	GMC Terrain SLE 2 (AWD)
L	X:	GMC Terrain SLT 1 (AWD)
L	Y:	GMC Terrain SLT 2 (AWD)
L	Z:	GMC Terrain Denali (AWD)
L	8:	GMC Terrain (Export - Non US, Non Canada)

**12-17: SEQUENCE NUMBER**

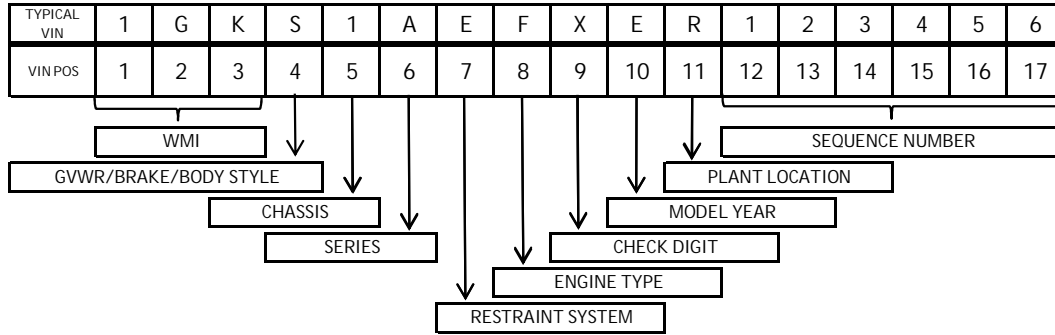
Consecutive 6 digit number, number starting each new model year with 100001

**7: RESTRAINT SYSTEM**

E: AYO - Active Manual Belts, Airbags - Driver & Passenger Front (1st row), Front Seat Side (1st row), Roof Side (All seating rows)



GMC Yukon



**1-3: WORLD MAKE/MANUFACTURER IDENTIFIER (WMI)**

1: Region of Build  
 1: United States

2: Manufacturer  
 G: General Motors

3: Vehicle Brand/Type  
 K: GMC MPV

**7: RESTRAINT SYSTEM**

E: (AJ7&ASF) - Active Manual Belts, Airbags - Driver & Passenger Front (1st row), Front Seat Side (1st row), Roof Side (All seating rows)

**4: GVWR/BRAKE SYSTEM/BODY STYLE**

GVW (Lbs)/ Brake System	Body Style
Class F: 7,001-8,000 Hyd.	05/06 S

**8: ENGINE TYPE**

F: L94 - ENGINE FLEXIBLE FUEL, (GAS/ALC), 8 CYL, 6.2L, SFI, ALUM CYL DEACTIVATION

0: LMG - ENGINE FLEXIBLE FUEL, (GAS/ALC), 8 CYL, 5.3L, SFI, V8, OHV, CYL DEACTIVATION, IRON

7: LC9 - ENGINE FLEXIBLE FUEL, (GAS/ALC), 8 CYL, 5.3L SFI, ALUM CYL, DEACTIVATION

**5-6: CHASSIS/SERIES**

Book 1

- 1 A: 4x2, ½ ton GMC Yukon SLE
- 1 B: 4x2, ½ ton GMC Yukon Commercial Fleet
- 1 C: 4x2, ½ ton GMC Yukon SLT
- 1 D: 4x2, ½ ton GMC Yukon SLT (SLT2)
- 1 E: 4x2, ½ ton GMC Yukon Denali
- 1 H: 4x2, ½ ton GMC Yukon XL SLE
- 1 J: 4x2, ½ ton GMC Yukon XL Commercial Fleet
- 1 K: 4x2, ½ ton GMC Yukon XL SLT
- 1 L: 4x2, ½ ton GMC Yukon XL SLT (SLT2)
- 1 M: 4x2, ½ ton GMC Yukon XL Denali
- 1 7: 4x2, GMC Yukon (Export - Non US, Non Canada)
- 1 8: 4x2, GMC Yukon XL (Export - Non US, Non Canada)
- 2 A: 4x4, ½ ton GMC Yukon SLE
- 2 B: 4x4, ½ ton GMC Yukon Commercial Fleet
- 2 C: 4x4, ½ ton GMC Yukon SLT
- 2 D: 4x4, ½ ton GMC Yukon SLT (SLT 2)
- 2 E: 4x4, ½ ton GMC Yukon Denali
- 2 H: 4x4, ½ ton GMC Yukon XL SLE
- 2 J: 4x4, ½ ton GMC Yukon XL Commercial Fleet
- 2 K: 4x4, ½ ton GMC Yukon XL SLT
- 2 L: 4x4, ½ ton GMC Yukon XL SLT (SLT2)
- 2 M: 4x4, ½ ton GMC Yukon XL Denali
- 2 7: 4x4, GMC Yukon (Export - Non US, Non Canada)
- 2 8: 4x4, GMC Yukon XL (Export - Non US, Non Canada)

**9: CHECK DIGIT**

0-9, X - Calculated by POMS

**10: MODEL YEAR**

E: 2014

**11: PLANT LOCATION**

When VIN position 1 is "1" (USA):

R: Arlington

**12-17: SEQUENCE NUMBER**

Consecutive 6 digit number, number starting each new model year with 100001